


ISTANBUL

7,5x15 cm 3"x6"



Istanbul Bronze 7,5x15 cm · 3"x6"



Istanbul White Metal 7,5x15 cm · 3"x6"

Wall Tile

Características Técnicas / Technical Characteristics



Pasta roja
Stoneware

ISTANBUL
WHITE LUSTER

ISTANBUL
WHITE METAL

ISTANBUL
SILVER

ISTANBUL
STEEL

ISTANBUL
BRONZE

ISTANBUL
GOLD

ISTANBUL
ANTHRACITE

ISTANBUL

7,5x15 cm 3"x6"



Istanbul Anthracite 7,5x15 cm · 3"x6" · Istanbul White Metal 7,5x15 cm · 3"x6"
Pav. Diamond Timber Walnut Chevron (L) y (R) 70x40 cm · 27,5"x16"



Istanbul White Luster 7,5x15 cm · 3"x6" · Istanbul Steel 7,5x15 cm · 3"x6"
Pav. Diamond Timber Ash Chevron (L) y (R) 70x40 cm · 27,5" x 16"

+ DE 36 DISEÑOS DIFERENTES
+ 36 DIFFERENT DESIGN


1.5 mm junta mínima entre piezas
Minimum 1.5 mm joint between pieces




ISTANBUL WHITE LUSTER
7,5x15 cm · 3"x6" CK-38



ISTANBUL WHITE METAL
7,5x15 cm · 3"x6" CK-38




ISTANBUL GOLD
7,5x15 cm · 3"x6" CK-38




ISTANBUL ANTHRACITE
7,5x15 cm · 3"x6" CK-38



ISTANBUL SILVER
7,5x15 cm · 3"x6" CK-38



ISTANBUL STEEL
7,5x15 cm · 3"x6" CK-38



ISTANBUL BRONZE
7,5x15 cm · 3"x6" CK-38

PAVIMENTO
SUGERIDO



Diamond Timber Ash Pág. 24-29
Diamond Timber Olive Pág. 24-29

PAVIMENTO
SUGERIDO



Diamond Calacatta Pág. 40-43
Diamond Marquina Pág. 36-39

Wall Tile

Características Técnicas / Technical Characteristics



Pasta roja
Stoneware

PACKING
peso bruto
aproximado

FORMATO · SIZE	PIEZAS/CAJA · PIECES/BOX	M ² /CAJA · SQM/BOX	KG/CAJA · KG/BOX	CAJAS/PALET · BOXES/PALLET	M ² /PALET · SQM/PALLET	KG/PALET · KG/PALLET
7,5x15 cm · 3"x6"	70	0,79	13,2	48 pallet	37,92 pallet	644 pallet